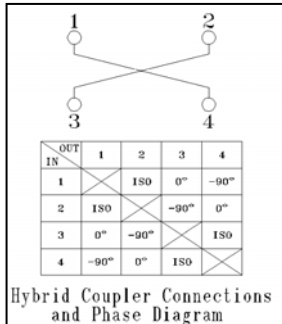


# SHY185 HYBRID COUPLER

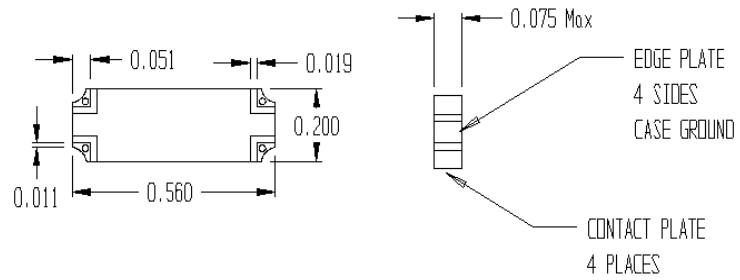


## Features:

- Small Size
- Custom Designs Available
- Surface Mounted
- Low Cost
- Available on Tape and Reel



## Outline Drawing



All dimensions in inches

## Electrical Specifications:

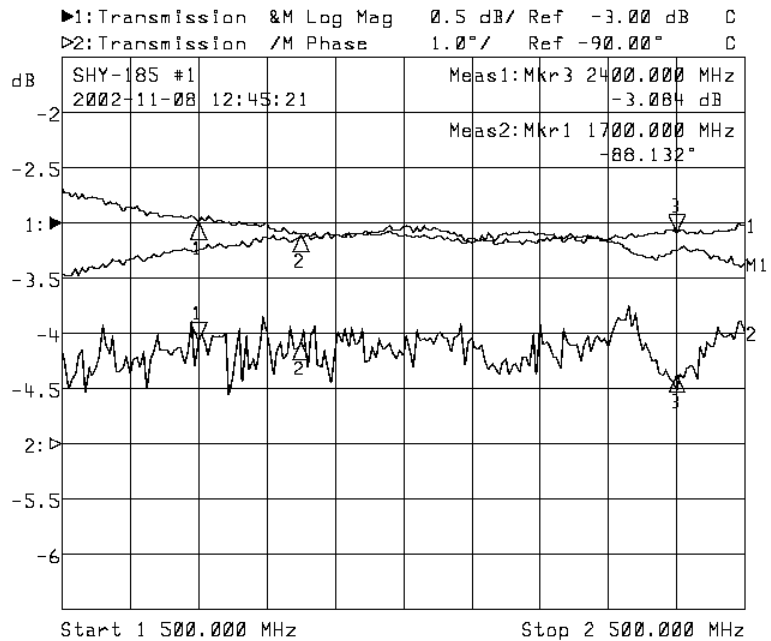
<b>Frequency Range:</b>	1700 to 2400 MHz
<b>Insertion Loss:</b>	0.2 dB max.
<b>Amplitude Balance:</b>	+/- 0.2 dB
<b>Phase Balance:</b>	2 degrees
<b>VSWR:</b>	1.2:1
<b>Power Handling:</b>	100 Watts CW
<b>Isolation:</b>	23 dB

## Mechanical Specifications:

<b>Dimensions:</b>	0.200" x 0.560"
<b>Case Style:</b>	S
<b>Mounting:</b>	Surface

## Environmental Specifications:

<b>Operating Temperature:</b>	-55°C to +90°C
-------------------------------	----------------



1: Mkr (MHz)	dB	2: Mkr (MHz)	Deg
1: 1700.00	-2.985	1: 1700.00	-88.132
2: 1850.00	-3.095	2: 1850.00	-88.160
3: 2400.00	-3.084	3: 2400.00	-88.746