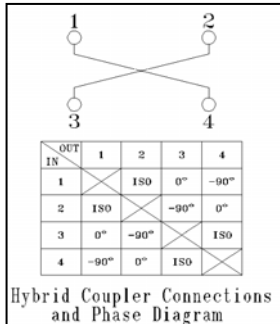


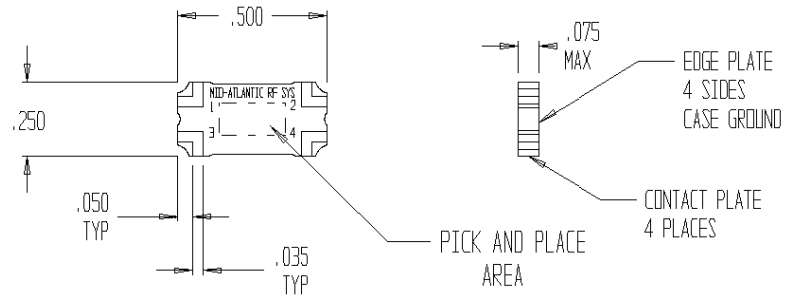
HY215 HYBRID COUPLER

Features:

- Small Size
- Custom Designs Available
- Surface Mounted
- Low Cost
- Available on Tape and Reel



Outline Drawing



All dimensions in inches



Electrical Specifications:

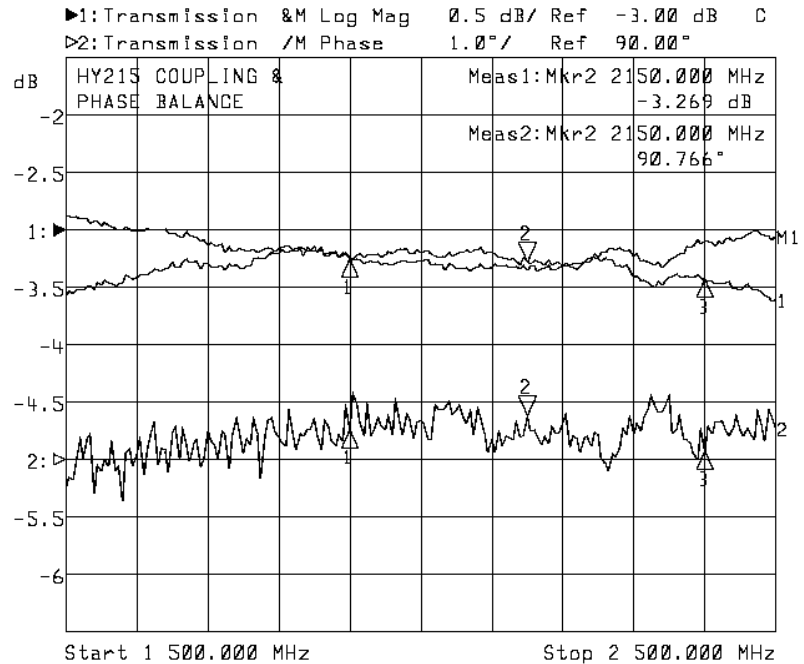
Frequency Range:	1900 to 2400 MHz
Insertion Loss:	0.2 dB max.
Amplitude Balance:	+/- 0.35 dB
Phase Balance:	2 degrees
VSWR:	1.2:1
Power Handling:	100 Watts CW
Isolation:	21 dB

Mechanical Specifications:

Dimensions:	0.250" x 0.500"
Case Style:	B
Mounting:	Surface

Environmental Specifications:

Operating Temperature:	-55°C to +90°C
-------------------------------	----------------



1: Mkr (MHz)	dB	2: Mkr (MHz)	Deg
1: 1900.00	-3.244	1: 1900.00	90.526
2: 2150.00	-3.269	2: 2150.00	90.766
3: 2400.00	-3.426	3: 2400.00	90.148