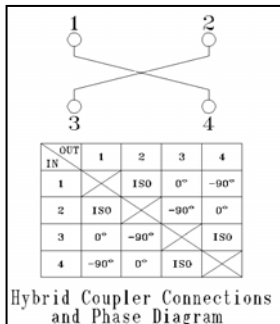


## HY150 HYBRID COUPLER

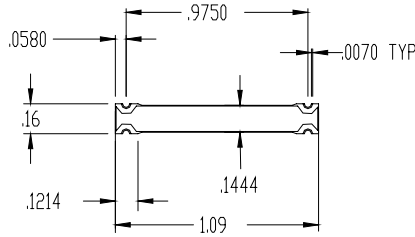
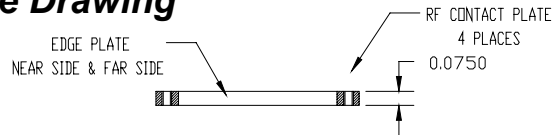


### Features:

- Small Size
- Custom Designs Available
- Surface Mounted
- Low Cost
- Available on Tape and Reel



### Outline Drawing



All dimensions in inches

### Electrical Specifications:

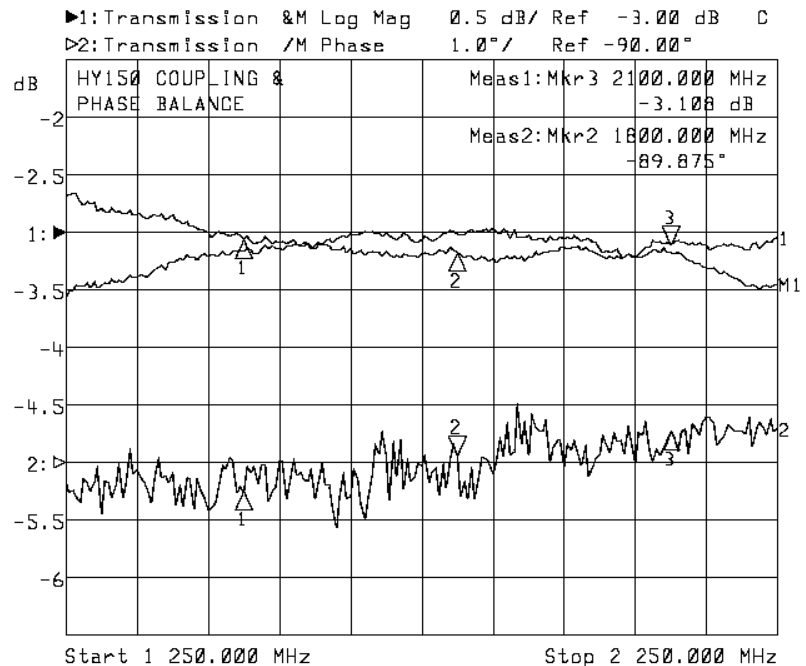
<b>Frequency Range:</b>	1500 to 2100 MHz
<b>Insertion Loss:</b>	0.35 dB max.
<b>Amplitude Balance:</b>	+/- 0.3 dB
<b>Phase Balance:</b>	3 degrees
<b>VSWR:</b>	1.2:1
<b>Power Handling:</b>	100 Watts CW
<b>Isolation:</b>	26 dB

### Mechanical Specifications:

<b>Dimensions:</b>	1.09" x 0.160"
<b>Case Style:</b>	DL
<b>Mounting:</b>	Surface

### Environmental Specifications:

<b>Operating Temperature:</b>	-55°C to +90°C
-------------------------------	----------------



1: Mkr (MHz)	dB	2: Mkr (MHz)	Deg
1: 1500.00	-3.057	1: 1500.00	-90.504
2: 1800.00	-3.170	2: 1800.00	-89.875
3: 2100.00	-3.108	3: 2100.00	-89.460